

## Wise PDF Preview and Rename

Wise PDF Preview and Rename is a professional application with super functions, which provides you with an easy, simple and efficient way to rename your PDF files. It also provides you with an incredible way to rename PDF files: extracting text information to rename PDF files by using OCR. You can also modify your properties of PDF files by using our software.

With a distinct operation interface, you needn't to spend a lot time in knowing how to use Wise PDF Preview and Rename. So you can get into your job in a short time and even if you are fresh to our software, you can use it easily by yourself in just a few seconds.

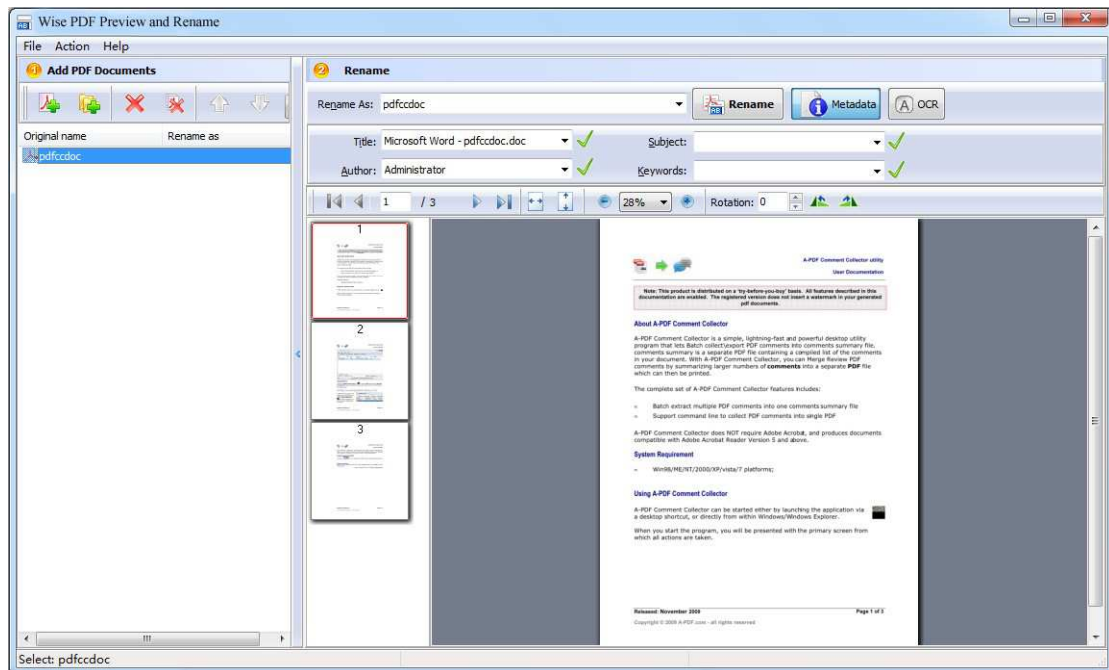
**Note:** This product has a free trial version, all features in this document are useful for you. There is no any watermark in your merging pdf files if you use the registered version.

### **(1) All features of Wise PDF Preview and Rename**

- ▲ A professional and concise operation interface
- ▲ Extract text information to rename PDF files by using OCR
- ▲ Modify the properties according to your needs
- ▲ Preview the content of PDF files
- ▲ Operation systems like Win98/ME/NT/2000/XP/vista/Win7 are supported


### **(2) Using Wise PDF Preview and Rename**


You can start Wise PDF Preview and Rename by clicking the desktop shortcut on the computer desktop.



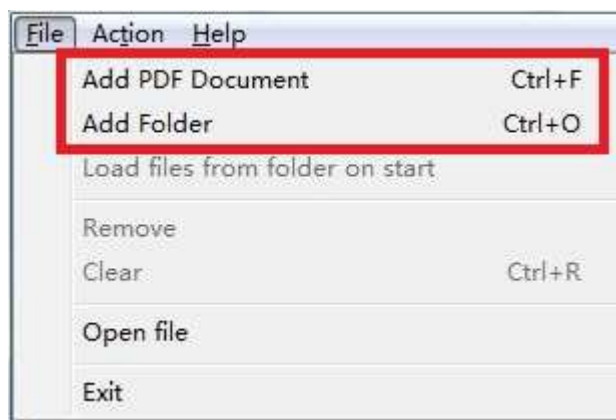
### (3) Add PDF files

There are four kinds of methods for you to add your PDF files to Wise PDF Preview and Rename.

First one, just click the icon of  to add PDF files.

Second, just click the icon of  to add PDF files.

Third, just click “Add PDF Document” or “Add Folder” to add PDF files.

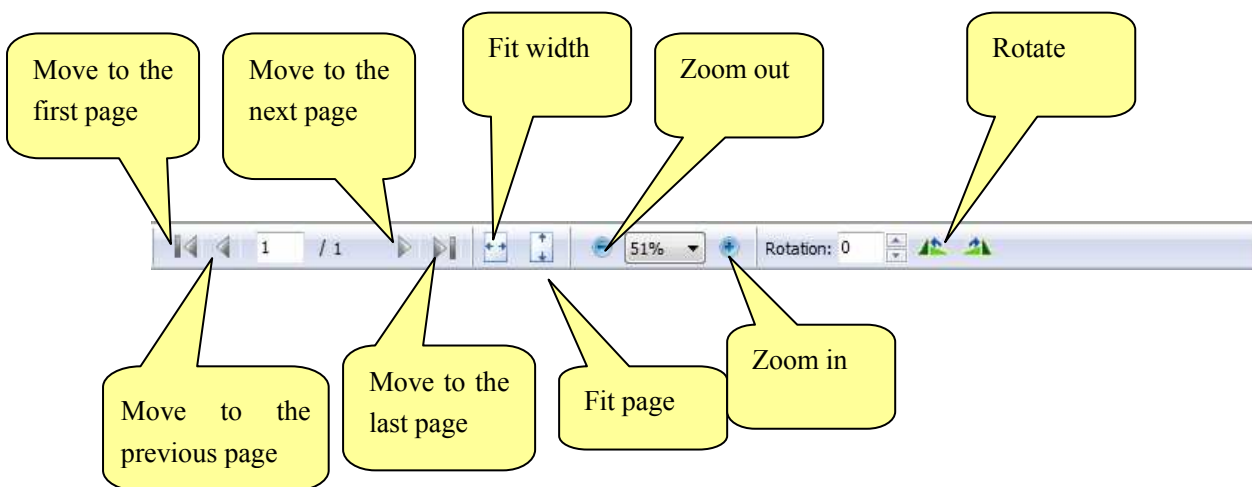


Four, you can directly drag the PDF files to Wise PDF Preview and Rename,




### (5) Options


#### ● Tool Bar



#### ● Metadata

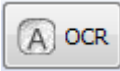
If you want to modify the metadata, just click the icon of .

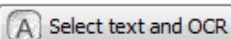

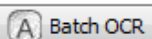
|         |                      |   |           |                      |   |
|---------|----------------------|---|-----------|----------------------|---|
| Title:  | <input type="text"/> | ✓ | Subject:  | <input type="text"/> | ✓ |
| Author: | <input type="text"/> | ✓ | Keywords: | <input type="text"/> | ✓ |

If you want to apply the “Title”, “Subject”, “Author”, “Keyword” as a new name, you just click the icon of .


#### ● Unique naming method: Named by OCR


Wise PDF Preview and Rename provides you with a unique naming method that you can extract text information of PDF files to rename PDF files by using OCR. You can select any words or phrase, even sentences from PDF files as the new name arbitrarily.

Just click the icon of .

|                   |   |                                       |   |   |
|-------------------|---|---------------------------------------|---|---|
| Language: English |  | <input type="checkbox"/> Get OCR area |  |  |
|-------------------|---|---------------------------------------|---|---|

#### (5) Start Processing

Enter the new name in the box and click the icon of  to rename PDF files.

|  |   |
|--|---|
| Rename As: wise pdf preview and rename |  |
|--|---|

#### (6) Ending

After processing, just exit from the dropdown list. Everything will go successfully.