

Wise PDF Password Security

Wise PDF Password Security is a professional and convenient application which is designed to modify the password security and restriction. It enables you to add a 40-bit or 128-bit encryption to your PDF files, or remove the password of the original PDF files. You can also modify the restriction of PDF files so that others can not copy or print the content of PDF files.

With a professional and straightforward operation interface, you needn't to spend a lot time in knowing how to use Wise PDF Password Security. So you can get into your job in a short time and even if you are fresh to our software, you can use it easily by yourself in just a few seconds.

Note: This product has a free trial version, all features in this document are useful for you. There is no any watermark in your merging pdf files if you use the registered version.

(1) All features of Wise PDF Password Security

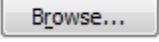
- ▲ A straightforward and professional operation interface.
- ▲ Modify the password security and restriction.
- ▲ Modify or add the properties of PDF files
- ▲ Set the expiry date and hint
- ▲ Single PDF document security, Batch PDF document security, Hot Directory
- ▲ Password pool helps to batch removing the security of PDF files
- ▲ Append .BAK to existing extensions

(2) Using Wise PDF Password Security

You can start Wise PDF Password Security by clicking the desktop shortcut on the computer desktop.



(3) Add PDF files

You can click the icon of  directly on the operation interface and select any PDF files you want to deal with.

(4) Security Method



Security Level:

There are two kinds of security levels available to you:

- Low (40-bit; Acrobat 3.0 and above)
- High (128-bit; Acrobat 5.0 and above)

You can select whether it requires a password to open the document or not.

Permissions Settings:

You can set whether to use a password to restrict permissions or not. What's more,

permissions in printing and copying are involved in it.

Permissions

Use a password to restrict permissions

Permissions Password:

Print Allowed:

Changes Allowed:

Enable copying of content

Enable text access for screen reader devices for the visually impaired

(5) Properties

Wise PDF Password Security allows you to add or modify the properties of PDF files, those detailed information includes title, subject, author and keywords. So you can write down the information according to your needs.

Add Properties

Title: Macro

Subject: Macro

Author: Macro

Keywords: Macro

(6) Add Expiry Date

You can choose whether to add a expiry date and time or not. At the same time, you can also choose to set the expiration hint, you can write anything you want on the blank.

Do nothing

Remove Script

Add Expiry Date

Set time and date expiration of PDF:

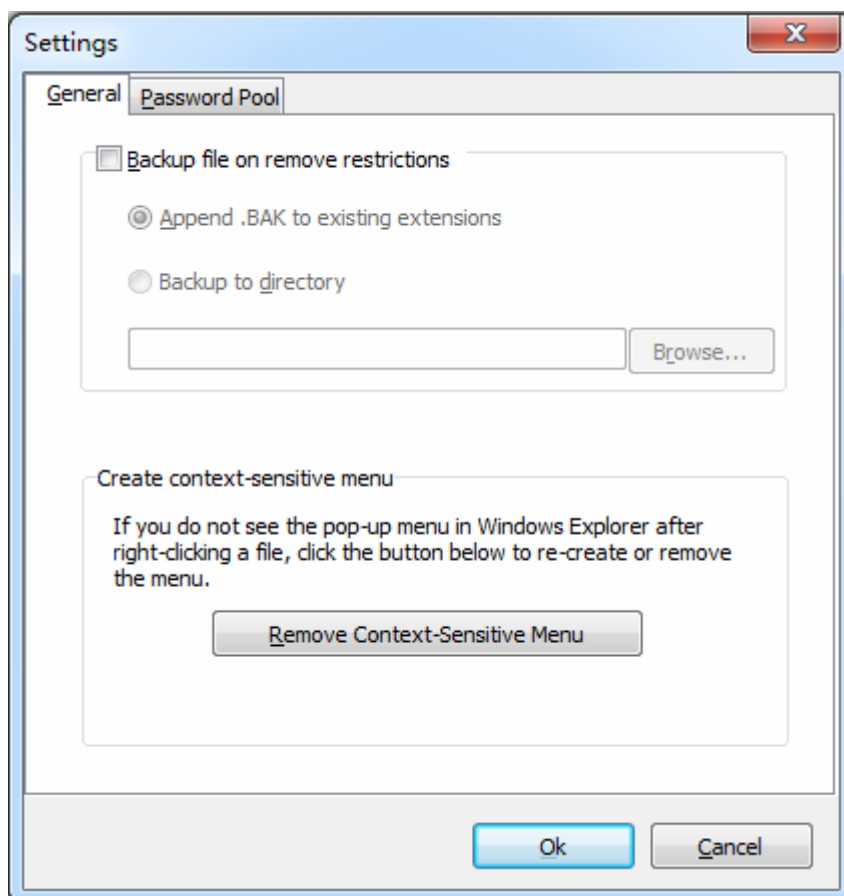
2012/ 6/ 7 0:00:00

Set expiration hint:

This files has expired at %Date%

(7) General Settings

With Wise PDF Password Security, you can also choose whether to append .BAK to existing extensions or not.

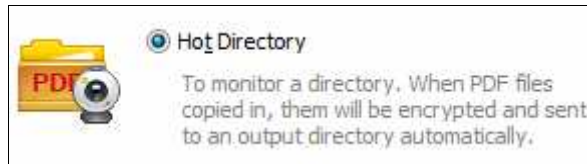


(8) Password Pool

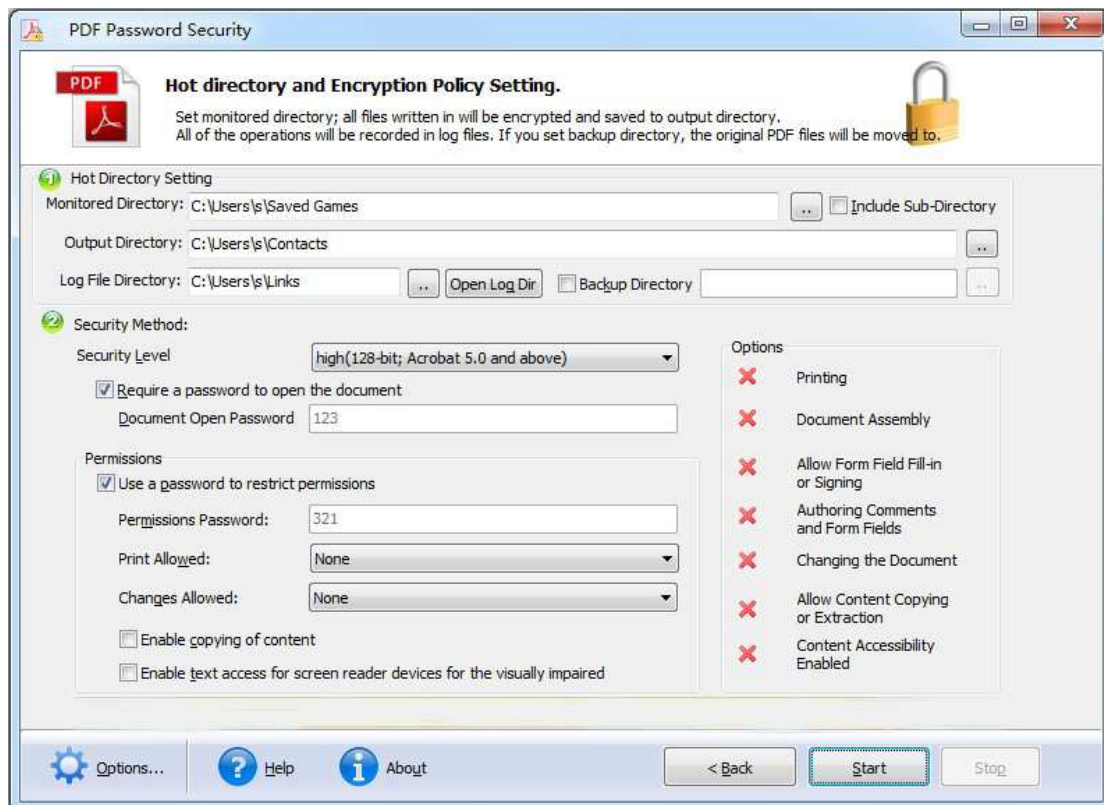
Password pool is a quick and efficient way for you to batch removing the password of PDF files in a short time. You just need to enter all the passwords of the PDF files and tick on the small box. Then you can remove the passwords of all PDF files in just few seconds.

**(9) Hot Directories Mode**

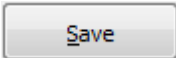
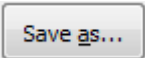
Hot directories mode allows you to add or remove the password on all PDF files which are put in the input directory folder automatically. Therefore, it is good way for you to save your time.



Just click the icon of  to change into hot directories mode.



(10) Start Processing

Just click the icon of  or  to start to remove password of PDF files.

(11) Ending

After processing, just exit from the dropdown list. Everything will go smoothly.