

### Wise PDF Number Pro

Wise PDF Number Pro is a way to batch adding number to PDF documents, which provides you with different kinds of number adding, professional number setting and personalization operation interface, making your job a piece of cake. Basic setting allows you to set the text properties (fonts, size, style), margins, numbering formats and the position of number. Advanced setting focuses on more detailed settings, including number types, page ranges, text effect and so on. With this professional and efficient application, all problems of page number adding can be easily handled in just several minutes.

The operation interface of Wise PDF Number Pro is pretty and concise, which is suitable for everyone to use. You needn't to spend a lot of time in knowing how the Wise PDF Number Pro works and how to use it. Therefore, you can get into your work in a short time.

**Note:** This product has a free trial version, all features in this document are useful for you. There is no any watermark in your merging pdf files if you use the registered version.

#### **(1) All features of Wise PDF Number Pro**

- ▲ A pretty and personalization operation interface
- ▲ Stamp sequential number on the PDF files
- ▲ Add all files in a folder through *Add Folder options* for saving your time
- ▲ Keyboard operation
- ▲ Adjust the order of PDF files through *Move UP and Move Down options*
- ▲ Different formats of number at different positions
- ▲ Prefix & suffix option before sequential number
- ▲ Support to preview the stamped PDF pages
- ▲ Compatible with Windows 98/2000/ME/XP/2003 and Windows Vista, 7

---

Released: June 2012

Copyright © 2012 Wise PDF Tools.com – all rights reserved

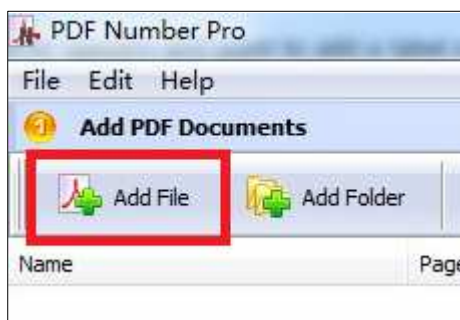
**(2) Using Wise PDF Number Pro**

You can start Wise PDF Number Pro by clicking the desktop shortcut on the computer desktop.

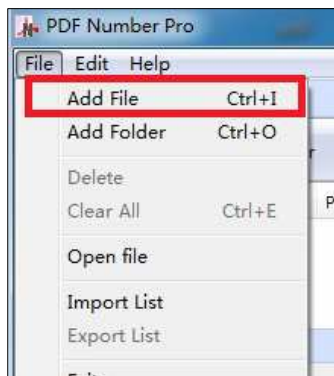
**(3) Add PDF files**

There are four kinds of methods for you to add your PDF files.

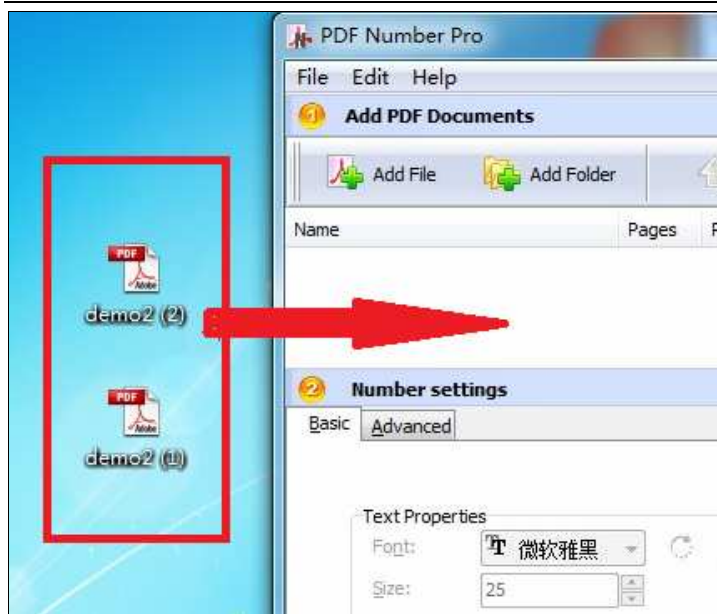
First one, you can click the icon of “Add” directly on the operation interface and select any PDF files you want to split.



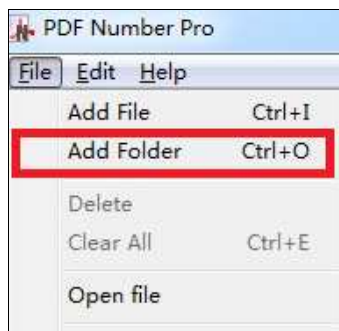
Second, you can click the icon of “file” and select to add PDF files.



Third, you can directly drag the PDF files into Wise PDF Number Pro



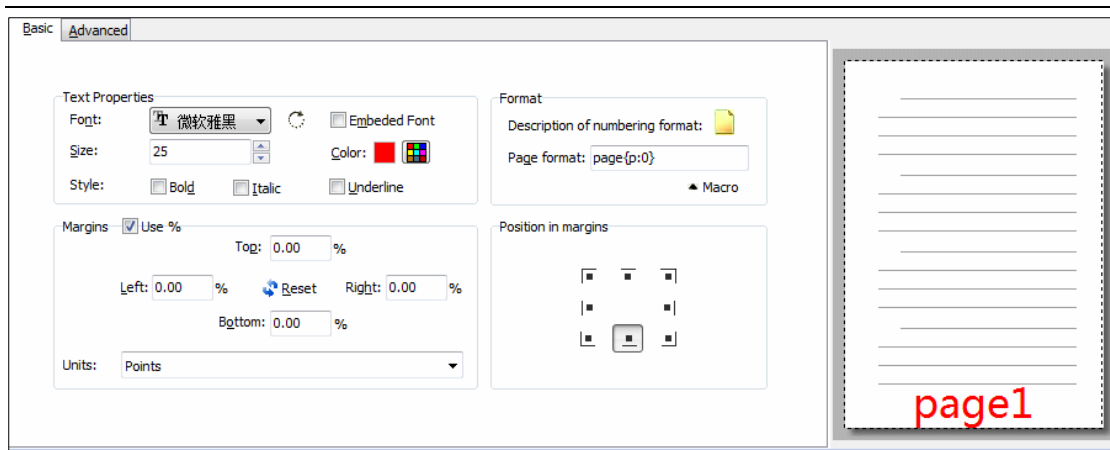
Four, Wise PDF Watermark even enables you to select all PDF files in a folder by using the “Add a Directory”.



#### (4) Stamp sequential number on the PDF page

It is a laborious process for you to stamp number on your PDF file one by one, especially for the cases in which the PDF files have thousands of pages. It will take you much time to fulfill this enormous process. Wise PDF Number Pro is designed for overcoming this big trouble, it allows you to stamp sequential number on your PDF files in seconds. In addition, you can also add a folder containing lots of PDF files through *Add Folder options* for saving your time instead of adding one by one.

**Basic Option:** Basic options consist of the options of text properties (fonts, size, style), margins, and the position of number.



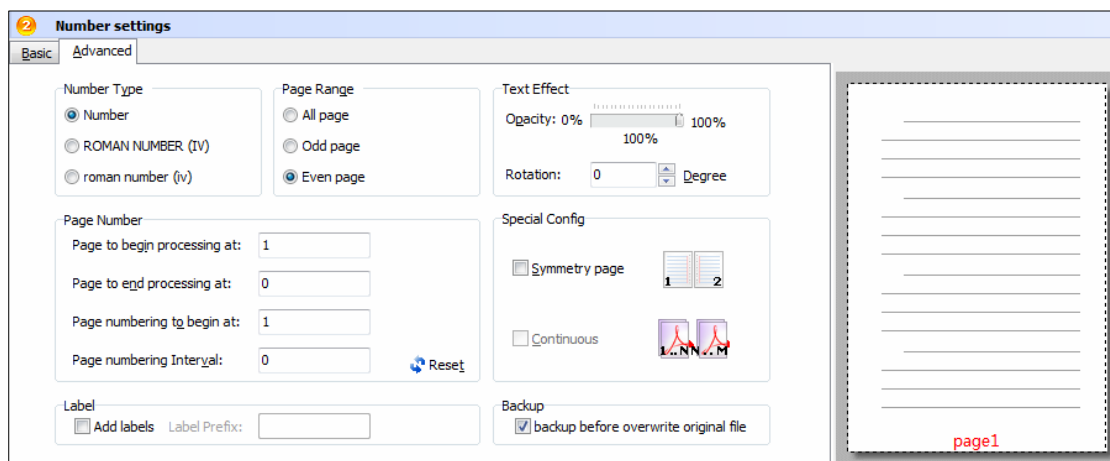
**Advanced options:** Advanced options focus on more detailed settings, including number types, page ranges, text effect and so on.

The types of number contain Arabic numerals, capital Roman number, and lowercase Roman number. Setting prefix and suffix for page number and defining the starting and stopping page for page groups are also allowed in our software.

Page ranges allows you to apply all settings to all pages, odd pages or even page.

Text effect allows you to modify the opacity from 0% to 100% and rotate the watermark at any degree.

Label setting enables you to add a label to your pdf files, you can also add label prefix.



After a series of settings, you can directly click the icon of “**Numbering**” or “**Numbering and saving as**” to add page number to your pdf pages. If you want to stop adding number to pdf pages, you can click the icon of “**Stop**” during numbering process.



#### (5) Support for operation of keyboard shortcuts

The operation of keyboard shortcuts allows you to conduct your operation by both your hands. It helps you save your time and raise your working efficiency.

#### (6) Ending

After you add number to your pdf files, just exit from the dropdown list. Everything will go successfully.